



District Report Card: 2017


State: Telangana	District: Hyderabad
Class: 3	Subject: Language
Schools: 61	Students: 1198


Participation/Coverage


Students

GENDER 	Boys		Girls	
	Number	%	Number	%
	466	38.90	732	61.10

AREA 	Rural		Urban	
	Number	%	Number	%
	13	1.09	1185	98.91

CATEGORY 	SC		ST		OBC		GEN	
	Number	%	Number	%	Number	%	Number	%
	204	17.03	49	4.09	574	47.91	371	30.97

CWSN 	LD	VI	HI	S&LD	ID	Oth
	0	1	0	0	0	19

Management 	Government		Government-aided	
	Number	%	Number	%
	863	72.04	335	27.96

Average Performance of Students in Language (%)

Overall	Gender		Area		Management		Social Group			
	Male	Female	Rural	Urban	Govt.	Aided	SC	ST	OBC	GEN
73.49	71.12	75.00	94.36	73.26	74.04	72.08	71.18	70.48	73.45	75.22

Performance on Learning Outcomes (LOs)

Learning Outcomes	Description	Average Performance(%)
L304	Reads small texts with comprehension i.e., identifies main ideas, details, sequence and draws conclusions	74.37
L312	Reads printed scripts on the classroom walls: poems, posters, charts etc.	71.72

Range of Performance of Students who Answered Correctly							
Below 30%		30% - 50%		50% - 75%		Above 75%	
Number	%	Number	%	Number	%	Number	%
40	3.34	131	10.93	404	33.72	623	52.00

Lowest Performing Learning Outcomes (LOs)

1 - Reads printed scripts on the classroom walls: poems, posters, charts etc. (71.72)

2 - Reads small texts with comprehension i.e., identifies main ideas, details, sequence and draws conclusions (74.37)